

December 30, 2019

SENT VIA EMAIL

City Council
City of St. Cloud
c/o Wendy Collazo, Finance Director
1300 Ninth Street
Building B, 3rd Floor
St. Cloud, FL 34769

**RE: City of St. Cloud Police Officers' & Firefighters' Retirement System
Annual Report of Investment Activity**

Dear Ms. Collazo,

In accordance with Section 112.661(15), Florida Statutes, please find enclosed the Annual Report of Investment Activity for the City of St. Cloud Police Officers' & Firefighters' Retirement System.

This report includes investments in the portfolio as of September 30, 2019, listed by class or type, book value, income earned and market value as of the stated date.

This report must also be made available to the public.

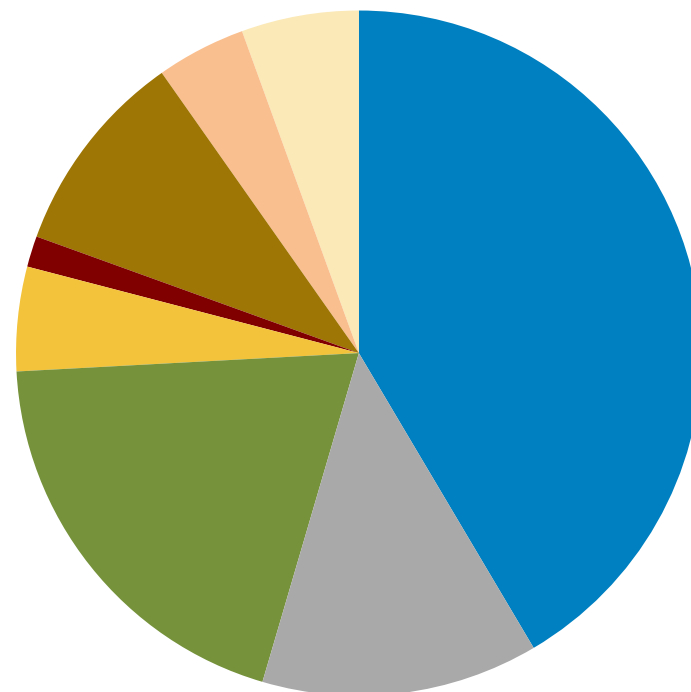
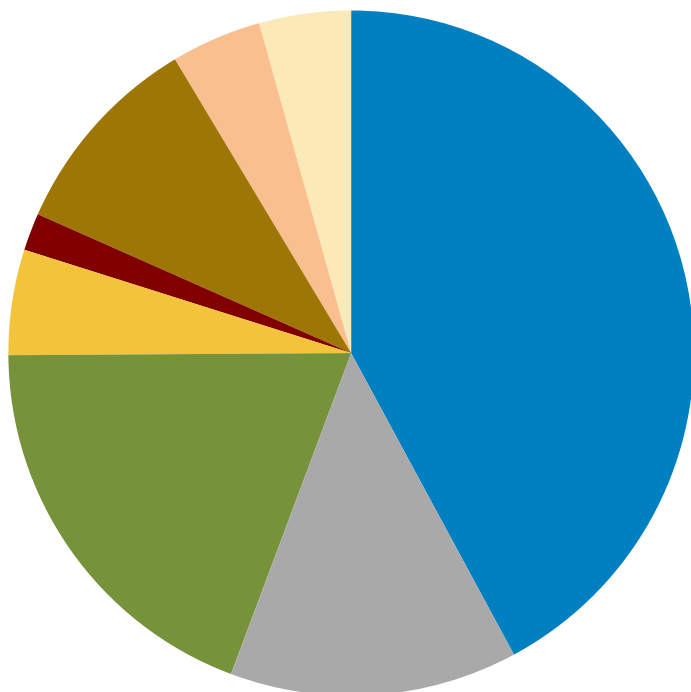
Thank You,



Siera Feketa
Plan Administrator

Asset Allocation By Segment as of
 June 30, 2019 : \$53,518,292

Asset Allocation By Segment as of
 September 30, 2019 : \$54,768,900

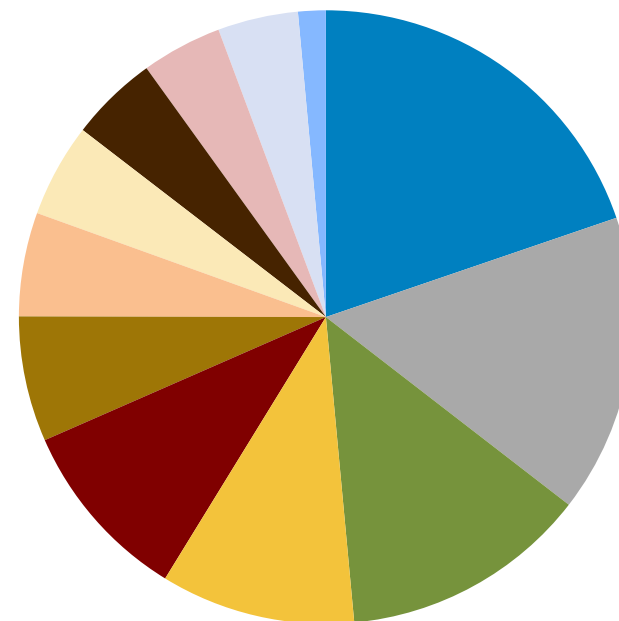
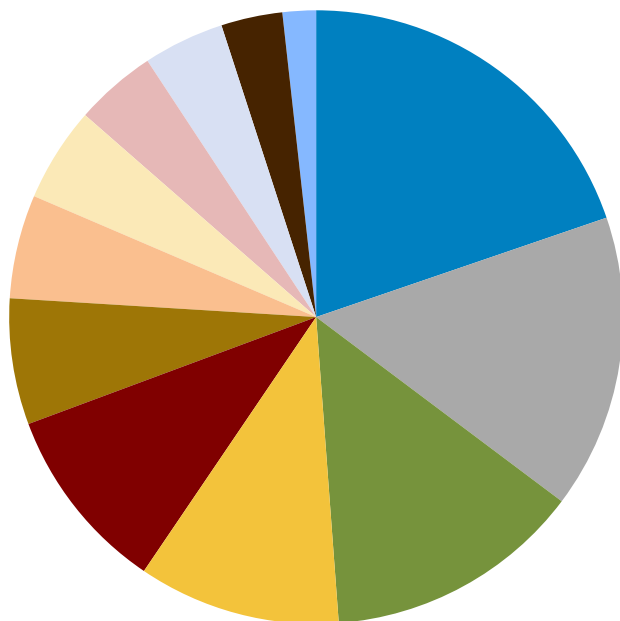


Allocation			Allocation		
Segments	Market Value	Allocation	Segments	Market Value	Allocation
Domestic Equity	22,544,822	42.1	Domestic Equity	22,722,121	41.5
International Equity	7,264,850	13.6	International Equity	7,149,316	13.1
Domestic Fixed Income	10,279,246	19.2	Domestic Fixed Income	10,738,893	19.6
Global Fixed Income	2,661,454	5.0	Global Fixed Income	2,693,919	4.9
Non-Core Fixed Income	944,540	1.8	Non-Core Fixed Income	800,210	1.5
Real Estate	5,226,971	9.8	Real Estate	5,322,487	9.7
Alternatives	2,277,747	4.3	Alternatives	2,307,024	4.2
Cash Equivalent	2,318,662	4.3	Cash Equivalent	3,034,931	5.5



Asset Allocation By Manager as of
June 30, 2019 : \$53,518,292

Asset Allocation By Manager as of
September 30, 2019 : \$54,768,900



Allocation			Allocation		
	Market Value	Allocation		Market Value	Allocation
Garcia Hamilton Core Fixed	10,567,336	19.7	Garcia Hamilton Core Fixed	10,821,081	19.8
Dana Large Cap Core	8,299,043	15.5	Dana Large Cap Core	8,607,711	15.7
EuroPacific Growth R6 (REGX)	7,264,850	13.6	EuroPacific Growth R6 (REGX)	7,149,316	13.1
T. Rowe Instl Large Cap Growth (TPLGX)	5,700,559	10.7	T. Rowe Instl Large Cap Growth (TPLGX)	5,610,372	10.2
GAMCO All Cap Value	5,274,446	9.9	GAMCO All Cap Value	5,289,043	9.7
Vanguard Index 500 Admiral (VFIAX)	3,557,462	6.6	Vanguard Index 500 Admiral (VFIAX)	3,617,621	6.6
Intercontinental Real Estate	2,927,568	5.5	Intercontinental Real Estate	2,996,390	5.5
PIMCO Diversified (PDIIIX)	2,669,750	5.0	PIMCO Diversified (PDIIIX)	2,701,892	4.9
American Realty	2,299,403	4.3	Receipts & Disbursement	2,532,575	4.6
Blackrock Multi-Asset (BKMIX)	2,287,231	4.3	American Realty	2,326,097	4.2
Receipts & Disbursement	1,726,104	3.2	Blackrock Multi-Asset (BKMIX)	2,316,592	4.2
Sankaty Middle Market Opportunties Fund II	944,540	1.8	Sankaty Middle Market Opportunties Fund II	800,210	1.5

