

December 30, 2019

**SENT VIA EMAIL**

City Council  
City of St. Cloud  
c/o Wendy Collazo, Finance Director  
1300 Ninth Street  
Building B, 3<sup>rd</sup> Floor  
St. Cloud, FL 34769

**RE: City of St. Cloud General Employees' Retiree System  
Annual Report of Investment Activity**


Dear Mr. Collazo,

In accordance with Section 112.661(15), Florida Statutes, please find enclosed the Annual Report of Investment Activity for the City of St. Cloud General Employees' Retiree System.

This report includes investments in the portfolio as of September 30, 2019, listed by class or type, book value, income earned and market value as of the stated date.

This report must also be made available to the public.

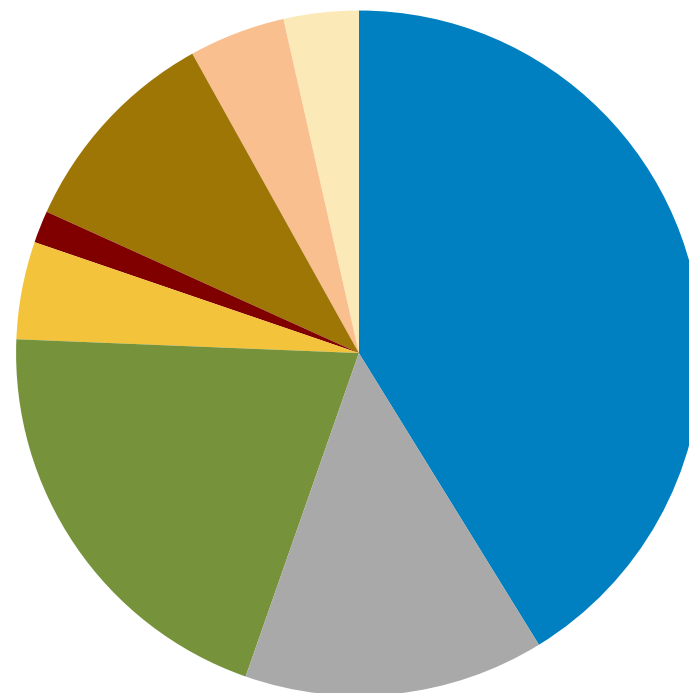
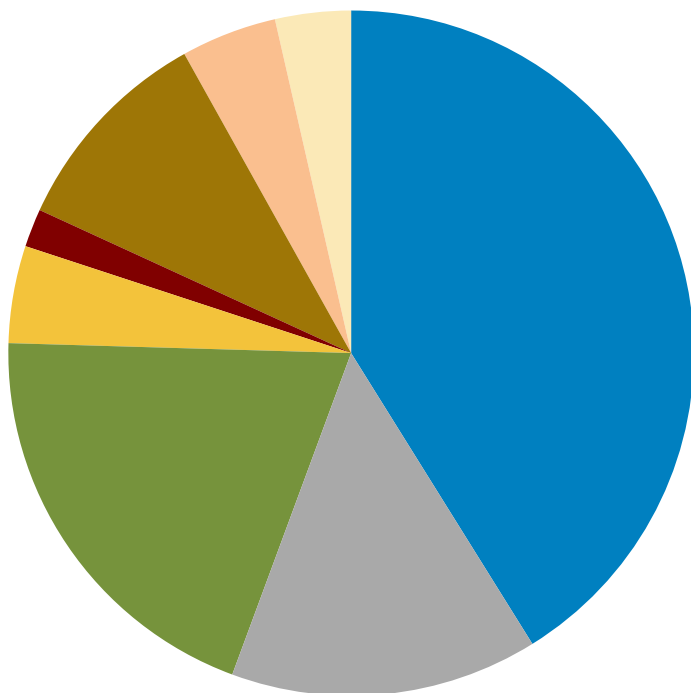
Thank You,



Siera Feketa  
Plan Administrator

Asset Allocation By Segment as of  
 June 30, 2019 : \$61,483,271

Asset Allocation By Segment as of  
 September 30, 2019 : \$61,959,293

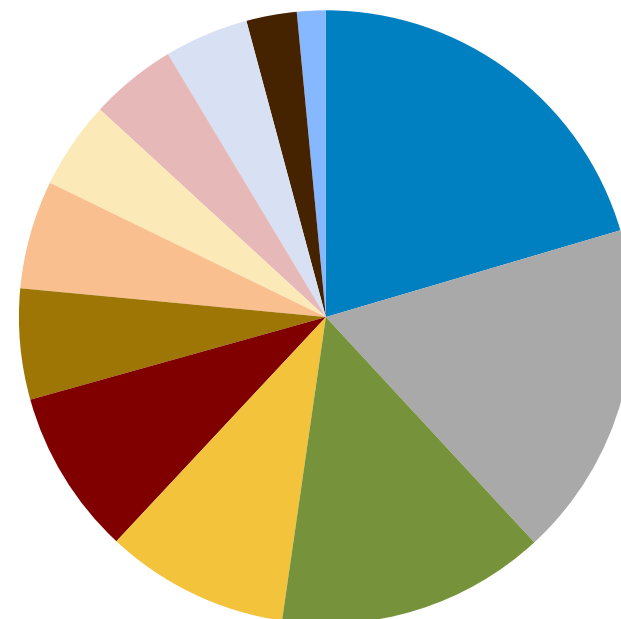
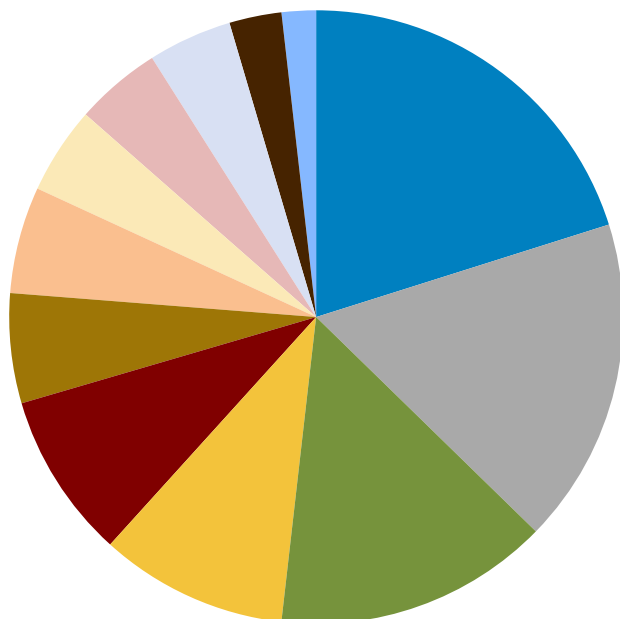


Allocation			Allocation		
Segments	Market Value	Allocation	Segments	Market Value	Allocation
Domestic Equity	25,291,225	41.1	Domestic Equity	25,529,256	41.2
International Equity	8,914,499	14.5	International Equity	8,772,731	14.2
Domestic Fixed Income	12,194,646	19.8	Domestic Fixed Income	12,566,705	20.3
Global Fixed Income	2,818,920	4.6	Global Fixed Income	2,853,306	4.6
Non-Core Fixed Income	1,111,225	1.8	Non-Core Fixed Income	941,425	1.5
Real Estate	6,177,295	10.0	Real Estate	6,290,177	10.2
Alternatives	2,778,574	4.5	Alternatives	2,814,287	4.5
Cash Equivalent	2,196,888	3.6	Cash Equivalent	2,191,406	3.5



Asset Allocation By Manager as of  
June 30, 2019 : \$61,483,271

Asset Allocation By Manager as of  
September 30, 2019 : \$61,959,293



Allocation			Allocation		
	Market Value	Allocation		Market Value	Allocation
Garcia Hamilton Core Fixed	12,372,269	20.1	Garcia Hamilton Core Fixed	12,659,493	20.4
Dana Large Cap Core	10,566,636	17.2	Dana Large Cap Core	10,962,643	17.7
EuroPacific Growth R6 (REGX)	8,914,499	14.5	EuroPacific Growth R6 (REGX)	8,772,731	14.2
T. Rowe Instl Large Cap Growth (TPLGX)	6,088,834	9.9	T. Rowe Instl Large Cap Growth (TPLGX)	5,992,505	9.7
GAMCO All Cap Value	5,383,436	8.8	GAMCO All Cap Value	5,392,603	8.7
Vanguard Index 500 Admiral (VFIAX)	3,557,462	5.8	Vanguard Index 500 Admiral (VFIAX)	3,617,621	5.8
Intercontinental Real Estate	3,459,853	5.6	Intercontinental Real Estate	3,541,188	5.7
PIMCO Diversified (PDIIX)	2,827,708	4.6	PIMCO Diversified (PDIIX)	2,861,751	4.6
Blackrock Multi-Asset (BKMIX)	2,790,143	4.5	Blackrock Multi-Asset (BKMIX)	2,825,959	4.6
American Realty	2,717,442	4.4	American Realty	2,748,989	4.4
Receipt & Disbursement	1,693,764	2.8	Receipt & Disbursement	1,642,385	2.7
Sankaty Middle Market Opportunties Fund II	1,111,225	1.8	Sankaty Middle Market Opportunties Fund II	941,425	1.5

